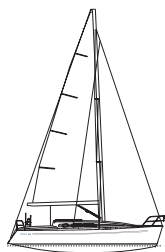
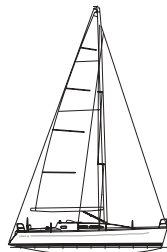


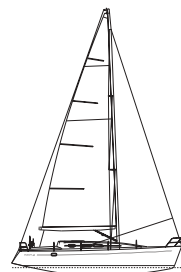
elan 31



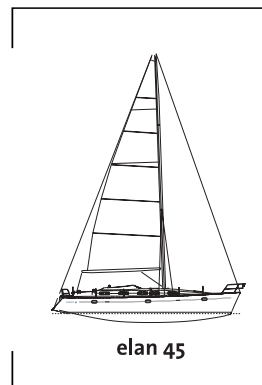
elan 333



elan 37



elan 40



elan 45

T H E N E W P O W E R



E L A N 4 5

PERFORMANCE ...

QUALITY ...

SAFETY ...



PERFORMANCE

As an owner you will experience a boat which is fast in light winds, but still capable of sailing at close to full speed even in conditions where the sail power is beyond the optimum. This capability of being able to handle very different wind conditions, without an immediate adjustment of the sail area to keep the boat on its feet, is equally important to the cruising family as it is to the race crew. The cruising family will feel much more in control, and thus quickly gain confidence in themselves and the boat.

The more experienced owner will find that despite being a comfortable cruiser with a rich interior, the boat can still win races.





Elan 45 is a sailing yacht with capital "S". An optimised keel, tall rig and high quality deck gear all combine to a total package which gives the owner and crew a rewarding sail. Deck hardware is provided by Harken and Spinlock. Powerful winches and extensive use of ballbearing blocks makes easy handling. The ergonomically shaped cockpit is comfortable for cruising as well as racing.

Below deck the interior will satisfy even the most demanding owner. Practical solutions with a high degree of comfort are combined with beautiful handcraft.

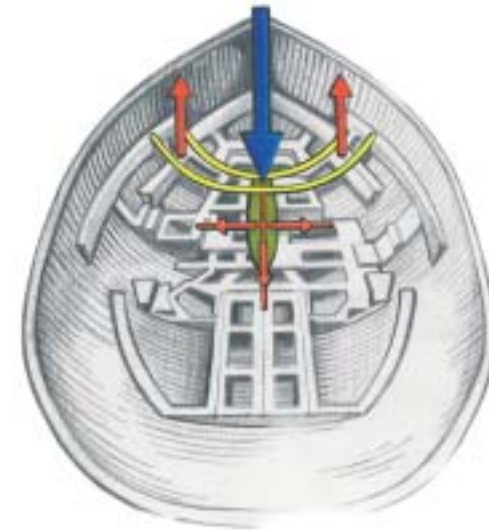


verison 3



Deep heavy keels combined with well balanced hulls produce boats with high stability and good control. This gives the helmsman and crew a feeling of safety and being in control even in adverse conditions.

A powerful inner structure ensures that all loads from the keel and rig are distributed effectively with a minimum of flexibility. The inner structure is hand laminated to the hull. This construction method not only gives the best possible strength, but it also makes it possible to do repairs in the event of a damage following a severe grounding.





The concept of Elan 45 is to offer five different layouts to choose from on the same hull; two different choices for the bow section, stern section and deck. All this, together with the availability of custom built solutions, enables Elan 45 to become unique, a truly outstanding yacht with an individual character of your choice. The subtle wooden finish interior is stylish, well proportioned and complemented with a very high standard. The saloon, aft and forward cabins are big, comfortable and well thought out. There is plenty of natural light and a good selection of stowage options. You sail because you enjoy it, so you want to be safe, comfortable, relaxed and preferably fast as well. The new Elan 45 is a spacious, big boat which manages to combine a great level of comfortable accommodation with an efficient sailing performance on all points of sail.



verison 3



verison 3



DECK

The deck layout reflects the many years of designing, building and sailing experience that were put together to conceive this boat. The clean deck features the very best deck hardware available, while the ergonomically designed cockpit guarantees comfort for both the crew and the skipper. The twin wheels steering system offers both a perfect position for the helmsman and excellent access to the well thought-out bathing platform.

Elan 45 has a large cockpit with wide, comfortable, almost flat coamings, twin wheels, wide sidedecks and a generous foredeck. The helm's twin wheels afford a comfortable steering position with good forward vision from the sidedeck. The crew can sit out on the wide coamings, or stay comfortable and dry on the cockpit seats.





LENGTH OVERALL	13,70 m
HULL LENGTH	13,41 m
LENGTH AT WATERLINE	11,49 m
BEAM	4,18 m
DRAFT	2,10/ 2,30 m
BALLAST	3550 kg/ 3325 kg
WEIGHT	10700 kg/ 10450 kg
ENGINE	55 HP
WATER CAPACITY	520 l/ 460 l/ 430 l
FUEL CAPACITY	270 l/ 240 l

MAINSAIL	47/ 51 m ²
GENOA	71 m ²
SPINNAKER	180,00 m ²
I	17,300 m
J	5,310 m
P	15,085 m
E	5,000m/ 5,625 m
BOAT DESIGN CATEGORY CE	A

DESIGN - **ROB HUMPHREYS** YACHT DESIGN
& **ELAN MARINE** DESIGN TEAM



Version 1,2



Version 3



Version 1



Version 2



Version 3



Rob Humphreys on the Elan 45:

"The Elan 45 fits very comfortably into the area of design in which we have enjoyed considerable success over the years, the territory of the fast cruising yacht than can also win races. As a moderate displacement yacht there is weight provision for a robust construction with Germanischer Lloyd certification, without being so heavy that the owner will miss out on the exhilaration and acceleration that can come from modern yacht design."

Yachting Life Magazine on the Elan 45: "Elan 45 has a gently distinctive sheer sweeping up to the bow, the beam is carried well forward and back into the stern to produce a well proportioned hull of surprising volume."

WHY SHOULD YOU BUY ELAN 45?

PERFORMANCE

You enjoy sailing a perfectly balanced yacht, which moves efficiently through the water. You want to feel the joy of steering a boat, which reacts instantly to your command input.

QUALITY

You will enjoy the ease of handling, resulting from perfect ergonomics and high equipment specification. You will feel instantly at home in the rich wooden interior. You will appreciate the high residual value made possible by constructing the boat to last a lifetime.

SAFETY

The total concept of keel, rudder, rig and hull shape will make you and your family feel safe in a yacht which always behaves predictably, and is under your total control.

Concept & Design
STUDIO 37, Laura Sterle

Photography
Jurij Korenc

Press
Leykam tisk

Published by
Elan Marine

October 2003

The illustrated yacht was equipped with several extras. The standard delivery is according to our standard specifications. All weight and measures have been calculated on the basis of construction documents. Graphics and textual descriptions are in accordance with present development status and without engagement for the future standard version.
